

enclosures: **size "44.27"**

standard page: 176 ÷ 179
aggressive environments page: 181
EMC page: 182

panel supports:
COB page: 258 ÷ 259

- features according to EN 61984:
16A 500V 6kV 3
- UL, CSA, CCC, GL certified
- for maximum current load, see the insert load curve section on page 30
- for contact crimping instructions, please see the crimping tool section (16A contacts, CCF, CCM and CC...AN series) on page 296, 300, 304, 306, 308

inserts, crimp connections



16A crimp contacts normal and for advanced opening silver and gold plated

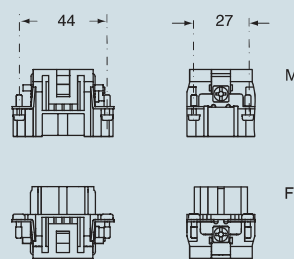


description	part No.	part No.	part No.
without contacts (to be ordered separately) female inserts for female contacts male inserts for male contacts	CQEF 10 CQEM 10		
16A female contacts 0.5 mm ² AWG 20 with no grooves 0.75 mm ² AWG 18 one groove (back side) 1 mm ² AWG 18 one groove 1.5 mm ² AWG 16 two grooves 2.5 mm ² AWG 14 three grooves 3 mm ² AWG 12 one wide groove 4 mm ² AWG 12 with no grooves		CCFA 0.5 CCFA 0.7 CCFA 1.0 CCFA 1.5 CCFA 2.5 CCFA 3.0 CCFA 4.0	CCFD 0.5 CCFD 0.7 CCFD 1.0 CCFD 1.5 CCFD 2.5 CCFD 3.0 CCFD 4.0
16A male contacts 0.5 mm ² AWG 20 with no grooves 0.75 mm ² AWG 18 one groove (back side) 1 mm ² AWG 18 one groove 1.5 mm ² AWG 16 two grooves 2.5 mm ² AWG 14 three grooves 3 mm ² AWG 12 one wide groove 4 mm ² AWG 12 with no grooves		CCMA 0.5 CCMA 0.7 CCMA 1.0 CCMA 1.5 CCMA 2.5 CCMA 3.0 CCMA 4.0	CCMD 0.5 CCMD 0.7 CCMD 1.0 CCMD 1.5 CCMD 2.5 CCMD 3.0 CCMD 4.0
16A male crimp contacts for advanced opening 0.5 mm ² AWG 20 with no grooves 0.75 mm ² AWG 18 one groove (back side) 1 mm ² AWG 18 one groove 1.5 mm ² AWG 16 two grooves 2.5 mm ² AWG 14 three grooves		CC 0.5 AN CC 0.7 AN CC 1.0 AN CC 1.5 AN CC 2.5 AN	

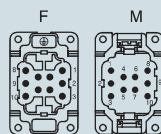
silver plated

gold plated

dimensions in mm

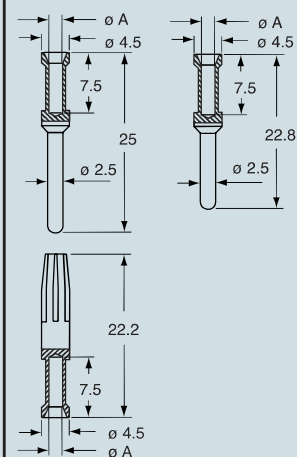


contacts side (front view)



dimensions in mm

CCF and CCM CC...AN



CCF, CCM and CC..AN contacts

conductor section mm ²	ø slot A (mm)
0.5	1.1
0.75	1.3
1.0	1.45
1.5	1.8
2.5	2.2
3	2.55
4	2.85

dimensions indicated are not binding and may be changed without notice

- stripping length see section feature of inserts on page 13

CQE